








| Ocean Containers / Vessels | Interior Dimensions | Door Opening | Top Opening | Table Weight | Cubic Capacity | Maxium Payload* |
|---|--------------------------------------|------------------------------|-------------------------------|--|-------------------------------|--------------------------|
| 40' High Cube Container  | L: 12.056m W: 2.347m H: 2.684m | W: 2.340m H: 2.585m | | 2,900 kg m 6,393lbs | 76.0 cmb/ 2,684 cu. ft. | 29,600kg 65,256 lbs. |
| 40' Dry Freight Container  | L: 12.051m W: 2.340m H: 2.380m | W: 2.286m H: 2.278m | | 3,084kg 6,799 lbs. 3,630kg (steel) #2 8,003 lbs.(steel) | 67.3 cbm. 2,377 cu. ft. | 27,397 kg 60,401 lbs. |
| 20' Dry Freight Container  | L: 5.919m W: 2.340m H: 2.380m | W: 2.286m H: 2.278m | | 1,900kg 4,189 lbs. | 33.0 cbm. 1,165 cu. ft. | 22,100 kg 48,721 lbs. |
| 20' Open Top Container  | L: 5.919m W: 2.340m H: 2.386m | W: 2.286m H: 2.251m | | 2,174kg 4,793 lbs. | 31.6 cbm. 1,116 cu. ft. | 21,826kg 48,117 lbs. |
| 40' Open Top Container  | L: 12.043m W: 2.338m H: 2.272m | W: 2.279m H: 2.272m | L: 5.425m W: 2.222m | 4,300kg 9,480 lbs. | 64.0 cbm. 2,260 cu. ft. | 26,181 kg 57,720 lbs. |
| 20' Flat Rack Container  | L: 5.702m W: 2.438m H: 2.327m | | L: 11.585m W: 2.162m | 2,330kg 5,137 lbs. | | 21,670kg 47,773 lbs. |
| 40' Flat Rack Container | L: 11.820m W: 2.148m H: 2.095m | | | 5,260kg 11,596 lbs. | | 25,220kg 55,600 lbs. |




40' Artificial
Tweendeck

L: 12.065m
W: 2.216m

5,800kg
12,787 lbs.

29,200kg
64,374 lbs.



40' Collapsible Flat
Rack

L: 12.08m
W: 2.126m
H: 2.043m

5,400kg
11,905 lbs.

39,000kg
85,979 lbs.

* Payload details are subject to prevailing over-the-road weight limitations applicable in individual countries and states.